

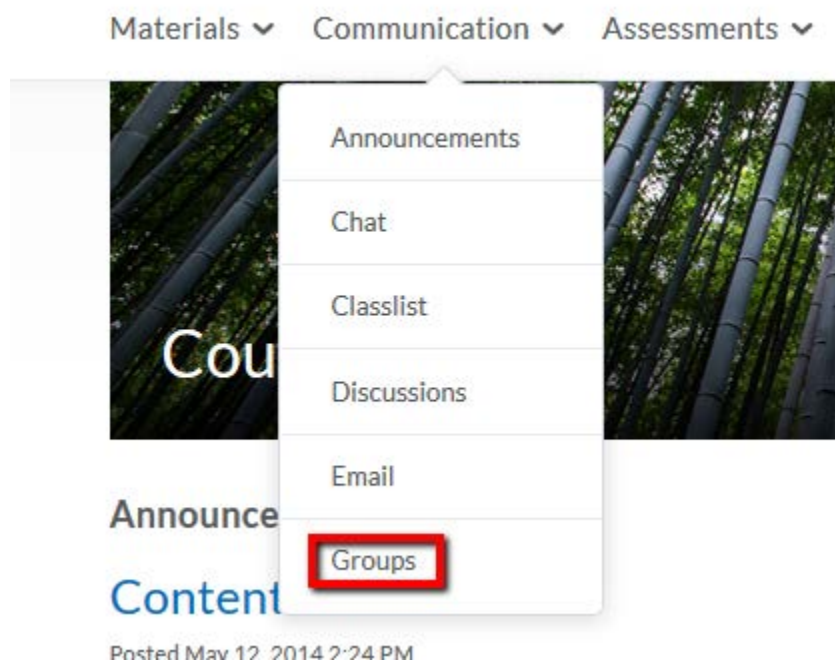
Topic: Groups

When you are added to a group in D2L Brightspace, you can be given specialized assignments, quizzes, discussions, etc. based on your group.

For example:

The professor wants 3 different activities in the classroom going at the same time; the professor would split the class into 3 different sections and add them to a group.

To access Groups, select **Communication** and select **Groups**.

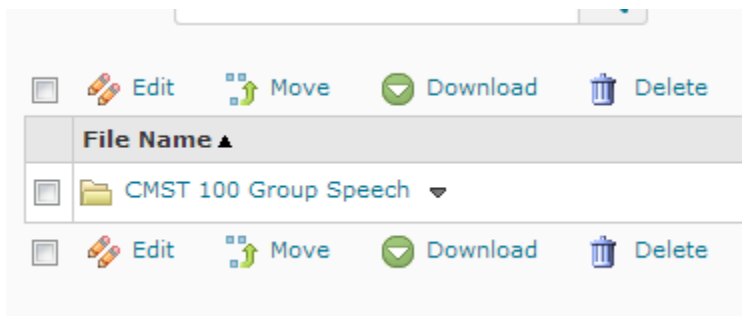


When you get to the Groups page, you will see group information such as how many members are in the group, if there is an Assignment Submission Folder, discussion, or locker for your group, and an email all button.

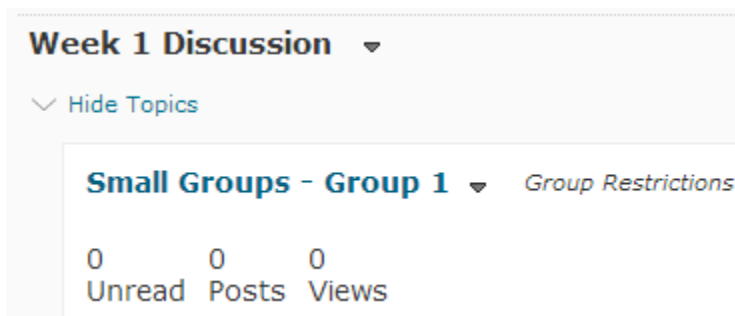
My Groups

Groups	Members	Assignment Submission Folder	Discussions	Locker	Email	Actions
Individual Groups						
Derek Dragon	0/1					
Jane Smith	1/1 (Full)					
John Doe	1/1 (Full)					
Robert Frost	1/1 (Full)					
This group is not available for unenrollment because this category is not available for self enrollment.						
Individual Groups						
Derek Dragon	0/1					
Group 2	1/1 (Full)					
Group 3	1/1 (Full)					
Group 4	1/1 (Full)					
This group is not available for unenrollment because this category is not available for self enrollment.						

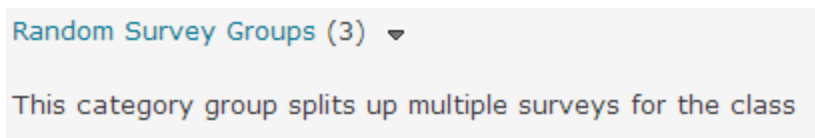
If you are in a group that has an Assignment Submission Folder, you can collaborate and add any files to that Assignment.



Discussions are collaborative as well; allowing you to complete group discussions for an assignment, or just to collaborate information on a group assignment.



Groups may also be split into different surveys.



For More Information

Please contact Office of Online & Extended Learning at support@mnstate.edu or 218.477.2603 if you have questions about this material.