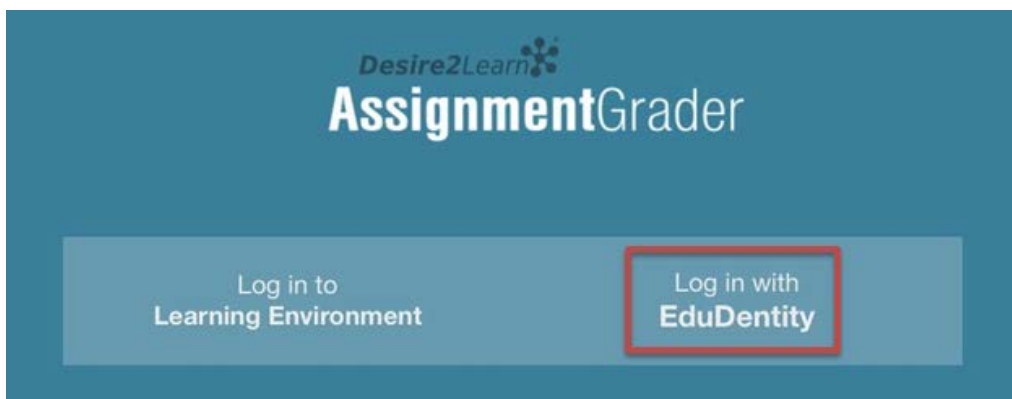


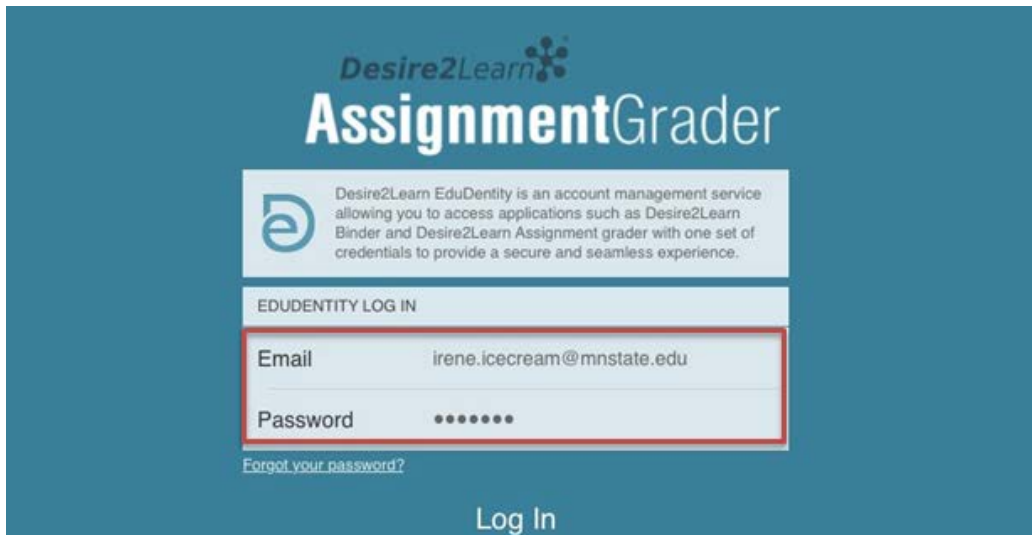
Topic: Logging in with EduDentity

An EduDentity account allows you to have a personal profile with D2L Brightspace that isn't tied to a specific campus. Once logged into your EduDentity account you can link the MSUM instance of D2L Brightspace to your account. Logging in with EduDentity provides access to all of the markup tools available when grading and leaving feedback on documents left in dropbox folders. If you login without an EduDentity account you will only have the markup tools when viewing PDF documents.

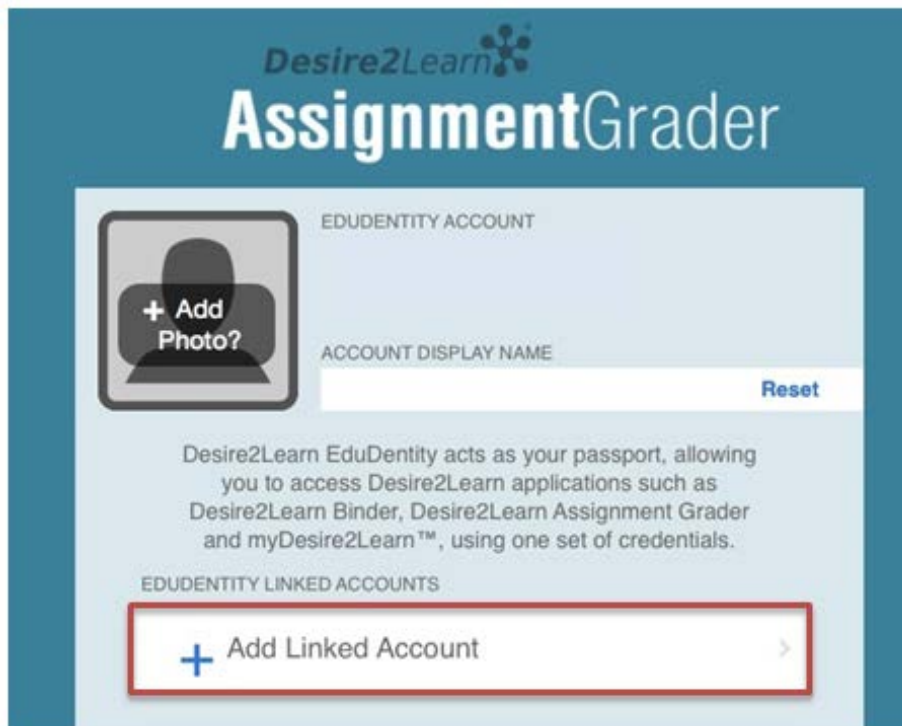
1. After opening the Assignment Grader app, it will ask you how you want to log in. Click **Log in with EduDentity**.



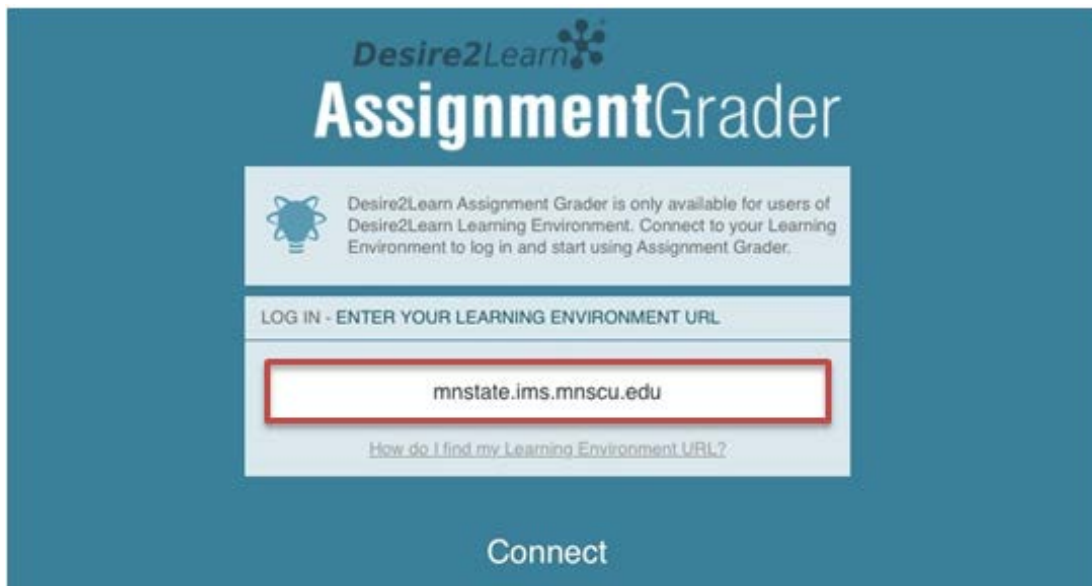
2. You will then be asked to log in with your **EduDentity log in e-mail and password**.
Note: If you don't have an EduDentity account, refer to the EduDentity Information tutorial to see how to sign up for an account.



3. After typing in your e-mail and password, your EduDentity account will be recognized and you will be asked to add a link account. To link your account, click **Add Linked Account**.



4. You will then be asked to enter your learning environment URL. For MSUM, this is our D2L Brightspace login page URL: <https://mnstate.ims.mnscu.edu/>. This is what you will type into the space it gives you for the learning environment URL.



5. The next step to connecting to the right learning environment will be for you to sign into your D2L Brightspace account.



Desire2Learn Login

DragonNet Username:

DragonNet Password:

Passwords are case sensitive.

Login

[Forgot Username | Password?](#)

Welcome to the Minnesota State University Moorhead Desire2Learn (D2L) course management system.

[Please click here for a System Check](#)

[Desire2Learn Help and Tutorials](#)

If you still need help contact the [IT Help Desk](#)

Phone: 218-477-2603

Email: support@mnstate.edu

Location: Livingston Lord Library Room LI 122

© Copyright 2014 Desire2Learn Incorporated. All rights reserved.

After logging in the first time the steps will be a little different. Instead of asking you to link your account every time, there will be linked accounts to choose from that EduDentity recognizes and remembers from past logins. You just have to select your account and you will be logged in to the Assignment Grader.

Desire2Learn EduDentity acts as your passport, allowing you to access Desire2Learn applications such as Desire2Learn Binder, Desire2Learn Assignment Grader and myDesire2Learn™, using one set of credentials.

EDUDENTITY LINKED ACCOUNTS

Edit

Minnesota State University Moorhead Online...

mnstate.ims.mnscu.edu



Add Linked Account



For More Information

Please contact the Office of Online & Extended Learning at support@mnstate.edu or 218.477.2603 if you have questions about this material.