

# QuickStart Guide

## Creating Video Quizzes in Kaltura (Page 1 of 2)

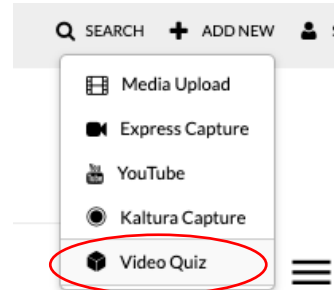


**KALTURA**

Video quizzes can be an effective way to track viewing progress and gauge understanding of content or to encourage active learning. Anything in your “My Media” collection can be made into a video quiz.

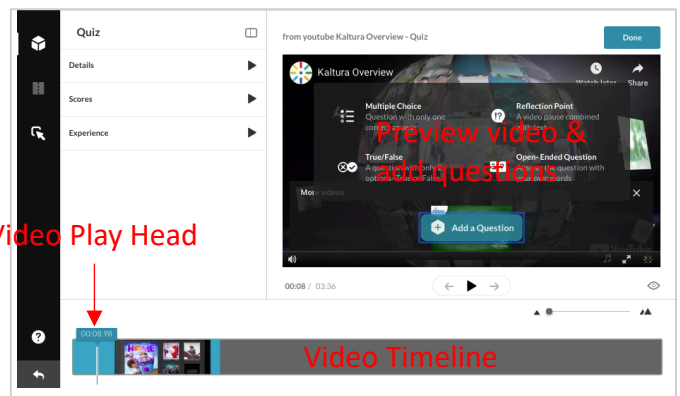
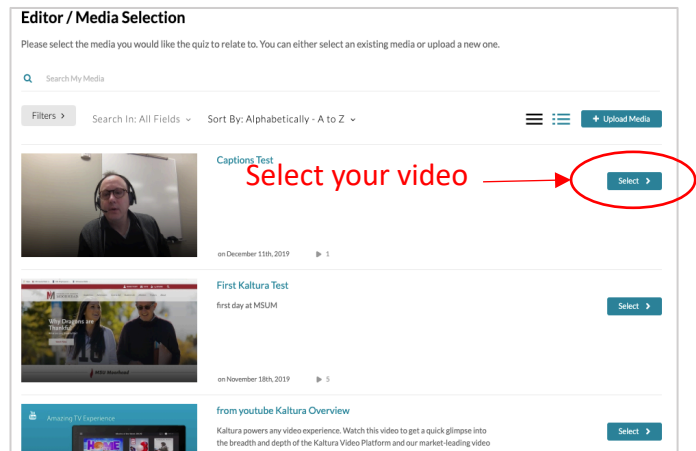
### Create a video quiz:

- In the upper right corner of your Kaltura screen choose “Add New” and select “Video Quiz” from the dropdown.
- Find and “Select” the video in your list for which you would like to make a quiz.



*Note: Kaltura will make a copy of your video for the quiz. Your original video will be preserved.*

- On the quiz creation interface, move the play head or play the video to a point you wish to insert a question.
- Click “Add a Question” and select from multiple choice, true or false, reflection point or open-ended question.



- Follow the prompts to compose your questions.



- As you save your questions you will see an icon appear on the video timeline to note the locations of your questions. To edit a question, click on its timeline marker.



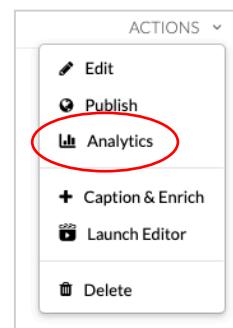
- Once you have added all your questions, click "Done". Your quiz will appear in your "My Media" along with your video files.
- Quizzes may be shared in D2L by using the "Existing Activities" or "Add Stuff" options and browsing "My Media".
- As your students view the quiz, video playback will stop and reveal questions as they proceed.

### Scoring and grading your video quizzes

Quiz results can be viewed within Kaltura MediaSpace or submitted to a D2L gradebook item. *Note: Multiple choice and true/false video quizzes can be automatically scored. Open ended responses are ignored in auto-grading and must be reviewed manually.*

To view quiz results in MediaSpace:

- Select the quiz from your My Media collection.
- On the video quiz page open the "Actions" dropdown menu and choose "Analytics".
- Analytics page will provide a general overview along with tabs to look further into the details.
- Quiz and user data can be exported to a CSV files.



For more information on connecting quiz results to your D2L grade book, see the video at this link:

[https://learning.mediaspace.kaltura.com/media/Interactive+Video+Quiz+Gradebook+in+Brightspace/0\\_3zkw53u4](https://learning.mediaspace.kaltura.com/media/Interactive+Video+Quiz+Gradebook+in+Brightspace/0_3zkw53u4)